



Izerwaren
Order
numbers

- 316 Stainless steel pulls with or without thrust roses
- Specify finish:
 - SS satin stainless steel
 - PS polished stainless steel
 - LTF Life Time Finish Gold color
 - LTF Life Time Finish Brass color (LTF limited available)

Cabinet and drawer pulls
10 mm diameter; 3/8"

INSTALLATION:
For front mounting with M6 bushings
or
for use with M5 machine screws,

back mounting only
Ø x length x width (center to center)

- 15.032 10 x 32 x 32 mm straight
- 15.040 10 x 40 x 32 mm straight
- 15.03C 10 x 32 x 32 mm cropped
- 15.03A 10 x 32 x 32 mm angle 90 degree
- 15.04A 10 x 45 x 32 mm angle 45 degree



Pull #15.032 10 x 40 x 32 mm



Pull #15.03A 10 x 32 x 32 mm

- 15.016
- 15.010
- 15.000
- 15.005
- 15.020

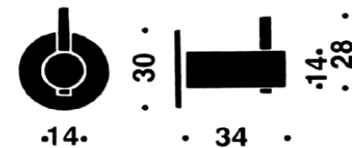
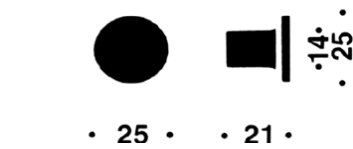
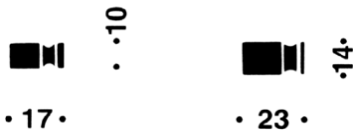
Cabinet pulls

- 10 Ø x 17 mm knob cylindrical
- 14 Ø x 23 mm knob cylindrical
- 14 Ø x 21 mm knob with edge
- 14 Ø x 34 mm knob with hook

Thrust-roses 20 mm x 1.5 mm




PLEASE SPECIFY DOOR THICKNESS




Pull #15.040 and #15.035



Pull #15.03C



Pull #15.03A



Pull knob #15.016



Knob with hook #15.001
Knob cylindrical #15.010
Knob with edge #15.000



Pull with hook #15.001 with thrust rose #15.020



Izerwaren
Order
numbers

- 316 Stainless steel pulls with or without thrust roses
- Specify finish:
 - SS satin stainless steel
 - PS polished stainless steel

3/8" Cabinet Pulls


10 mm diameter; 3/8 inch

for front mounting with M6 bushings
for back mounting with M5 machine
screws, specify when ordering.

	Ø x length x width (center to center)	
15.196	10 x 40 x 96 mm	straight pull
15.128	10 x 40 x 128 mm	
15.124	10 x 40 x 224 mm	
15.120	10 x 40 x 320 mm	
15.116	10 x 40 x 416 mm	
15.112	10 x 40 x 512 mm	



Door pull #15.128 10 Ø x 40 x 128 mm
~ 3/8" x 4"



Door pull #15.128 10 Ø x 40 x 512 mm

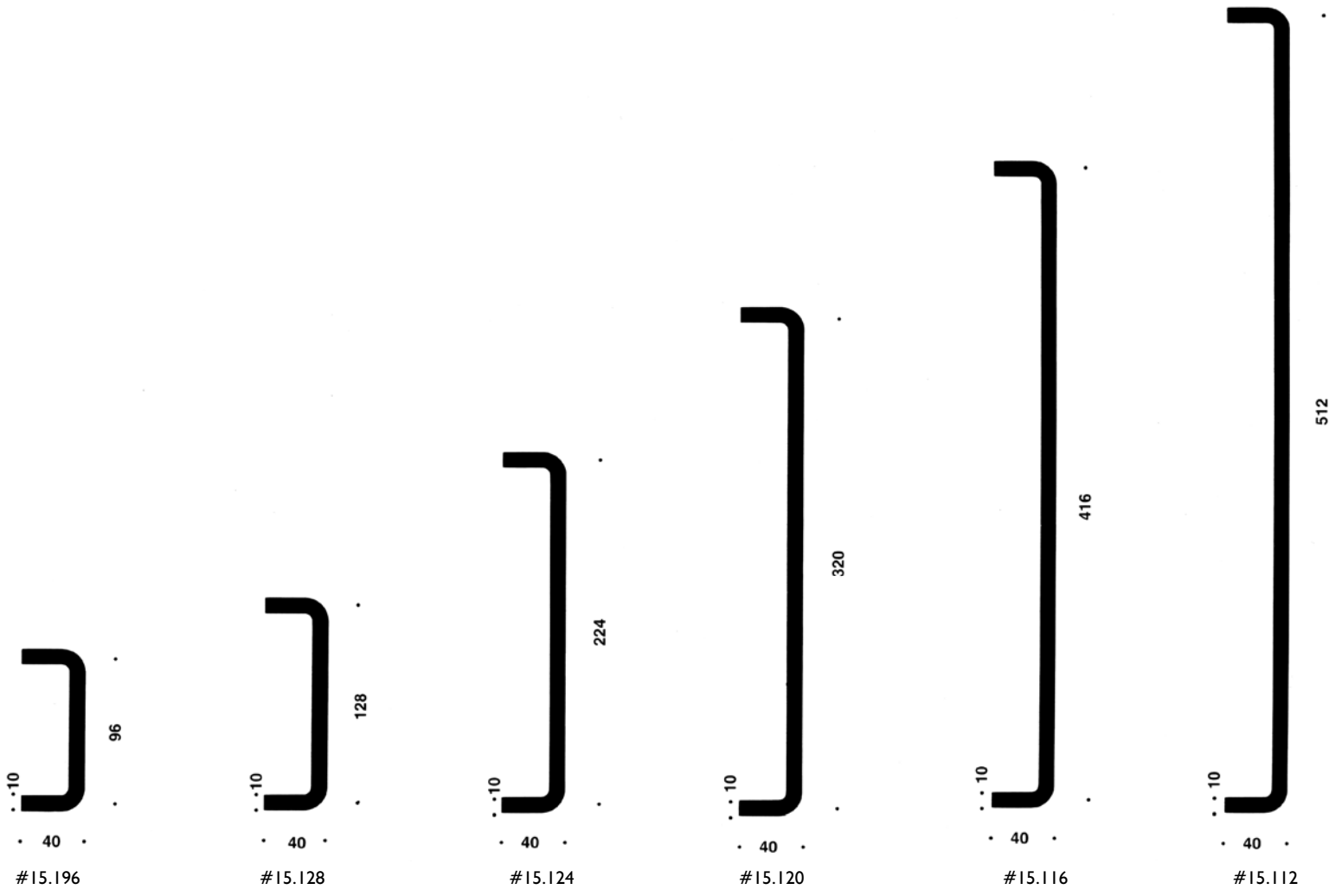
15.020 **Thrust-roses** 20 mm Ø x 1.5 mm



* SPECIFY DOOR THICKNESS WHEN ORDERING

* SPECIFY FRONT OR BACK MOUNTING WHEN ORDERING

* USE THRUSTROSES WHEN DOOR SURFACE CAN BE EASELY INDENTED





Izerwaren
Order
numbers

- 316 Stainless steel pulls with or without thrust roses
- Specify finish:
 - SS satin stainless steel
 - PS polished stainless steel
 - LTF Life Time Finish Gold color
 - LTF Life Time Finish Brass color (LTF limited available)

Door pulls Cranked Offset

14 mm diameter; 17/32"
19 mm diameter; 3/4"

APPLICATIONS:

- For front mounting with M8 bushes with or without thrust roses
- or
- For back mounting with M8 bolts with or without thrust roses
- or
- Back to back mounting with M8 bolts with bush with or without thrust roses
- or
- Glass mounting with small thrust roses
- or
- Glass mounting with big thrust roses

Ø x length x width (center to center)

- 15.427 14Ø x 50 x 60 x 125 mm offset
- 15.405 14Ø x 50 x 60 x 300 mm offset
- 15.458 14Ø x 50 x 60 x 650 mm offset
- 15.465 19Ø x 65 x 60 x 125 mm offset
- 15.923 19Ø x 65 x 60 x 300 mm offset
- 15.901 19Ø x 65 x 60 x 650 mm offset
- 15.954 19Ø x 93 x 105 mm pull or hook

- 15.050 **Thrust-roses:** 50 mm x 2 mm
- 15.030 **Thrust-roses:** 30 mm x 2 mm
- 15.014 **Thrust-roses:** 14 mm x 2 mm

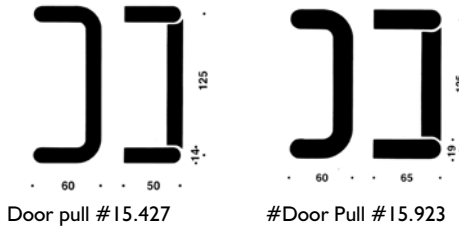


Shown small and big thrust roses



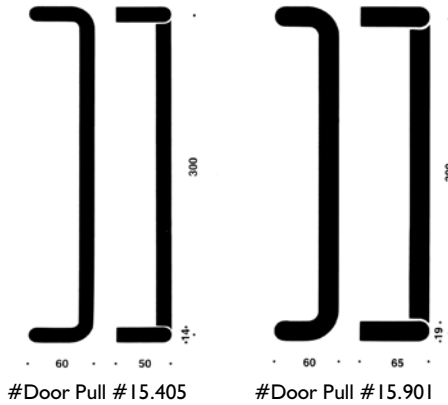
Back mounting with st.st. bolt

- 15.008 M8 x 90 mm bolts with stainless steel
- 15.00G Fittings for glass to glass
- 15.00T Back to back through bolts M8 st. steel



Door pull #15.427

#Door Pull #15.923




#Door Pull #15.405

#Door Pull #15.901



Pull #15.405 14Ø x 50 x 60 x 300 mm
Glass mounted with M8 bolt # 15.008



Door pull #15.458

Door pull #15.954



Pull #15.901 with 50 mm Ø thrust roses
Pull size: 19Ø x 65 x 60 x 300 mm

**SPECIFY DOORTHICKNESS
WHEN ORDERING**



Izerwaren
Order
numbers

- 316 Stainless steel pulls with or without thrust roses
- Specify finish:
 SS satin stainless steel
 PS polished stainless steel
 LTF Life Time Finish Gold color
 LTF Life Time Finish Brass color
 (LTF limited available)

5/8" Door pulls

14 mm diameter = 17/32"

INSTALLATION OPTIONS:

1. For front mounting with M8 bushings
 For back mounting with M8 bolts without thrust roses
2. Back mounting with M8 bolts with thrust roses

Back to back mounting with M8 bolts with bush without thrust roses

Back to back mounting with M8 bolts with bush without thrust roses

Glass mounting with thrust roses

Ø x length x width (center to center)

- 15.445 140 x 45 x 45 mm straight pull
- 15.425 140 x 50 x 125 mm
- 15.430 140 x 50 x 300 mm
- 15.465 140 x 50 x 650 mm
- 15.460 140 x 50 x 125 mm on plate small
- 15.475 140 x 50 x 125 mm on plate big
- 15.600 140 x 93 x 105 mm pull or hook

15.030 **Thrust-roses:** 30 mm Ø x 2 mm

15.020 **Thrust-roses:** 20 mm Ø x 2 mm



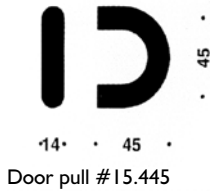
Shown small and big thrust roses



Back mounting with st.st. pig nose bolt

- 15.008 M8 x 90 mm bolts with stainless steel
- 15.00G Fittings for glass to glass
- 15.00T Back to back through bolts M8 st. steel

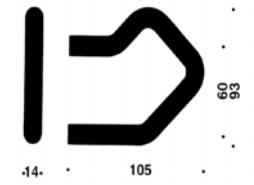
**SPECIFY DOOR THICKNESS
WHEN ORDERING**



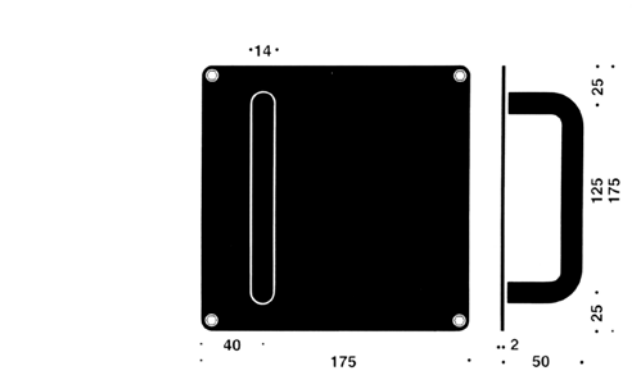
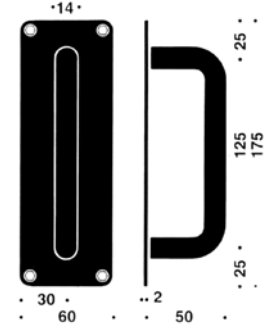
Door pull #15.445



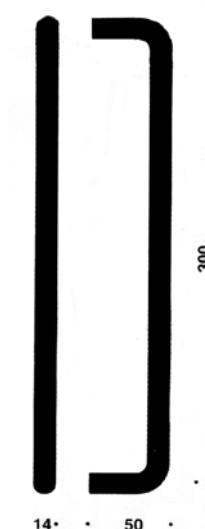
Pull and or coat or hat hook #15.600 14 x 93 x 105 mm




Door pull #15.425




Door pull on plate #15.460; Pull: 50 x 125 mm; Plate: 60 x 175 mm
Door pull on plate #15.475; Pull: 50 x 125 mm; Plate: 175 x 175 mm



#Door Pull #15.430



Pull #15.430 14 x 50 x 300 mm



Door pull #15.465



Pull #15.430 14 x 50 x 300 mm; used as towel rack

TO SEE OUR COMPLETE PROGRAM ON DOOR PULLS AND CABINET PULLS PLEASE CLICK HERE



Izerwaren
Order
numbers

- 316 Stainless steel pulls with or without thrust roses
- Specify finish:
 - SS satin stainless steel
 - PS polished stainless steel
 - LTF Life Time Finish Gold color
 - LTF Life Time Finish Brass color (LTF limited available)

Door pulls

19 mm diameter; 3/4"

INSTALLATION:

For front mounting with M8 bushings
or

For back mounting with M8 bolts
without thrust roses
or

For back mounting with M8 bolts with
thrust roses

Back to back mounting with M8 bolts
with bush without thrust roses
or

Back to back mounting with M8 bolts
with bush without thrust roses

Glass mounting with small thrust roses
or
Glass mounting with small thrust roses

Ø x length x width (center to center)

- 15.925 19Ø x 65 x 125 mm straight pull
- 15.920 19Ø x 65 x 200 mm
- 15.930 19Ø x 65 x 300 mm
- 15.965 19Ø x 65 x 650 mm
- 15.911 19Ø x 65 x 125 mm on plate small size plate: 60 x 175 mm
- 15.913 19Ø x 65 x 125 mm on plate big size plate: 175 x 175 mm

- 15.030 **Thrust-roses:** 30 mm x 2 mm
- 15.019 **Thrust-roses:** 19 mm x 2 mm

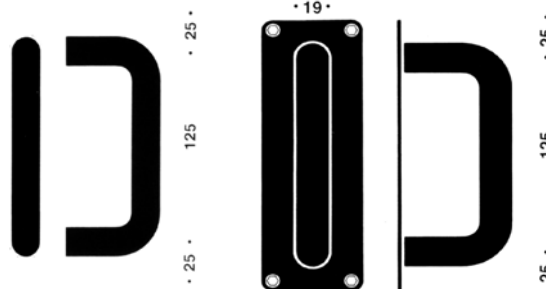


Shown small and big thrust roses




- 15.008 Back mounting with M8 st.st.bolt
- 15.00G M8 x 90 mm bolts with stainless steel
- 15.00T Fittings for glass to glass
- 15.00T Back to back through bolts M8 st. steel

SPECIFY DOORTHICKNESS!



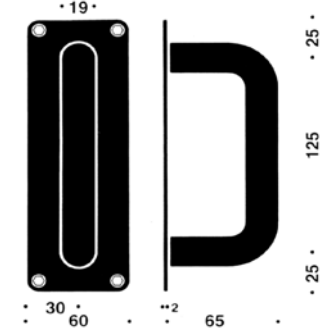
Door pull #15.925



#Door Pull #15.920




Door pull #15.965



Door pull #15.911
On plate: 60 x 175 mm

Door pull #15.913 with plate 175 x 175 mm



Pull #15.930 19 x 65 x 300 mm
Mounted at right angles through glass using glass fittings #15.00G and through bolts #15.008



sample thrust rose mounting



Izerwaren
Order
numbers

- 316 Stainless steel pulls with or without thrust roses
- Specify finish:
 - SS satin stainless steel
 - PS polished stainless steel

Door pulls

25 mm diameter; 1"

INSTALLATION:

For front mounting with M10 bushings

or

For back mounting with M10 bolts without thrust roses

or

For back mounting with M10 bolts with thrust roses

or

Back to back mounting with M10 bolts with bush without thrust roses

or

Back to back mounting with M10 bolts with bush without thrust roses

or

Glass mounting with thrust roses

or

Glass mounting without thrust roses

Ø x length x width (center to center)

- 15.253 25Ø x 70 x 300 mm straight pull
- 15.256 25Ø x 70 x 650 mm straight pull
- 15.258 25Ø x 70 x 95 x 300 cranked offset
- 15.231 25Ø x 70 x 95 x 650 cranked offset

- 15.030 **Thrust-roses:** 30 mm x 2 mm
- 15.019 **Thrust-roses:** 19 mm x 2 mm



Shown small and big thrust roses




Back mounting with M8 st.st.bolt

- 15.010 M10 x 90 mm bolts stainless steel
- 15.00G Fittings for glass to glass
- 15.01T Back to back through bolts M10 st. st.

SPECIFY DOORTHICKNESS!




Door pull #15.253



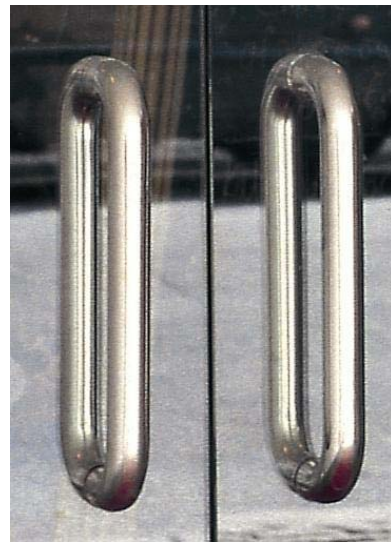
#Door Pull #15.256



Cranked offset pull # 15.258



Cranked offset pull # 15.231



Pull #15.930 25 x 70 x 300 mm

Mounted through glass using glass fittings #15.00G and through bolts #15.010



Cranked offset pull #15.258; 25Ø x 70 x 300 mm



Izerwaren
Order
numbers

- 316 Stainless steel pulls with or without thrust roses
- Specify finish:
 - SS satin stainless steel
 - PS polished stainless steel

1 1/4" Door pulls 32 mm diameter

INSTALLATION:

For front mounting with M12 bolts with roses with concealed fixings

For front mounting with M10 bushings

For back mounting with M12 bolts without thrust roses

For back mounting with M12 bolts with thrust roses

Back to back mounting with M12 bolts with bush without thrust roses

Back to back mounting with M12 bolts with bush without thrust roses

Glass mounting with thrust roses

Ø x length x width (center to center)

- 15.323 32Ø x 80 x 300 mm straight pull
- 15.326 32Ø x 80 x 650 mm straight pull
- 15.329 32Ø x 80 x 110 x 300 cranked offset
- 15.325 32Ø x 80 x 110 x 650 cranked offset

- 15.050 **Thrust-roses:** 50 mm x 2 mm
- 15.080 **Thrust-roses:** 80 mm x 4 mm



Shown big thrust rose



Back mounting with pig nose
M12 st.st.bolt

- 15.012 M12 x 90 mm bolts stainless steel
- 15.00G Fittings for glass to glass
- 15.02T Back to back through bolts M12 st. st.

SPECIFY DOORTHICKNESS WHEN ORDERING




Door pull #15.323
32Ø x 80 x 300 mm




Pull #15.329 32Ø x 85 x 300 mm; roses #15.963; 80 mm Ø
WITH CONCEALED FRONT MOUNTING



Door Pull #15.326
32Ø x 80 x 650 mm



Cranked offset Pull 15.329
32Ø x 80 x 110 x 300 mm



Cranked offset pull # 15.325
32Ø x 80 x 110 x 650 mm





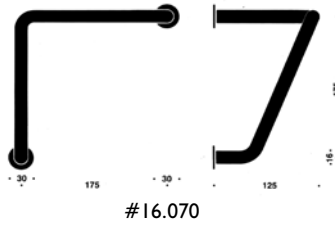
Izerwaren
Order
numbers

- 316 Stainless steel pulls with or without thrust roses
- Specify finish:
 - SS satin stainless steel
 - PS polished stainless steel
 - LTF Life Time Finish Gold color
 - LTF Life Time Finish Brass color (LTF limited available)

Door pulls

APPLICATIONS:

- For front mounting with with M8, M10 or M12 bushes with concealed fixings
- or
- For back mounting with M8, M10 or M12 bolts without thrust roses
- or
- For back mounting with thrust roses
- or
- Back to back mounting with bolts with bush without thrust roses
- or
- Back to back mounting with bolts with bush without thrust roses
- or
- Glass mounting with small thrust roses
- or
- Glass mounting without big thrust roses



Angle pull # 16.070; 16Ø x 125 x 175 mm



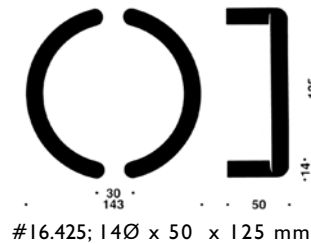
Thrust rose 30Ø mm



Pull #16.425; 14Ø x 50 x 125 mm

- 16.070 16Ø x 125 x 175 mm angle pull
- 16.425 14Ø x 50 x 125 mm half round pull
- 16.420 19Ø x 65 x 200 mm half round pull
- 16.303 32Ø x 80 x 300 mm half round pull

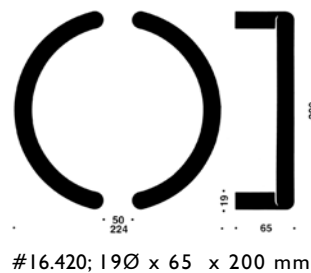
- 15.020 **Thrust-roses:** 20 mm x 1.5 mm
- 15.030 **Thrust-roses:** 30 mm x 2 mm
- 15.050 **Thrust-roses:** 50 mm x 3 mm



Pull #16.420; 19Ø x 65 x 200 mm



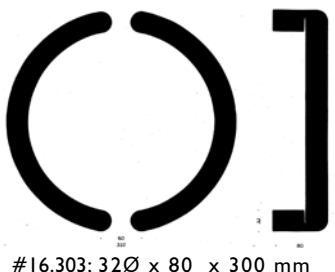
Shown small and big thrust roses



#16.420; 19Ø x 65 x 200 mm



Back mounting with st.st.bolt



#16.303; 32Ø x 80 x 300 mm



Pull #16.303; 32Ø x 80 x 300 mm half round pull

- 15.008 M 8 x 90 mm bolts stainless steel
- 15.012 M12 x 90 mm bolts stainless steel
- 15.00G Fittings for glass to glass
- 15.08T Back to back through bolts M8 st. st.
- 15.12T Back to back through bolts M12 st. st.

Alternative use

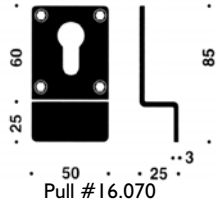
SPECIFY DOORTHICKNESS!!



Izerwaren
Order
numbers

- 316 Stainless steel flush pulls
- Specify finish:
 - SS satin stainless steel
 - PS polished stainless steel

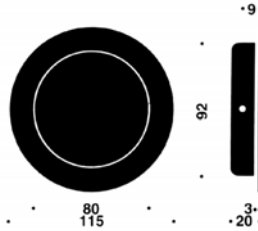
16.070 **Pull with cylinder cover**
 Pull # 16.070; 50 x 60 x 25 mm for use with deadbolt lock (see page



Pull # 16.070; 50 x 60 x 25 mm
Adapted for profile cylinder

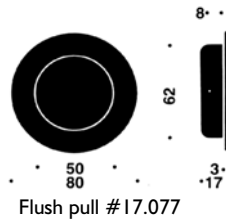
Flush pulls, round

17.115 Diameter x depth
115 x 80 x 20 mm flush pull



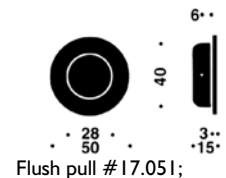
Flush pull # 17.115; 115Ø x 80 Ø x 20 mm

17.077 Diameter x depth
80 x 80 x 17 mm flush pull



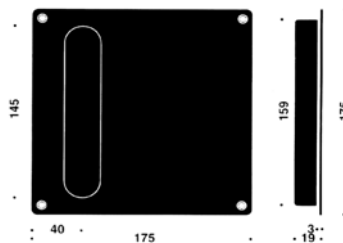
Flush pull # 17.077; 80 Ø x 28 Ø x 15 mm

17.051 Diameter x depth
50Ø x 28 Ø x 15 mm flush pull



FLUSH PULLS, OVAL

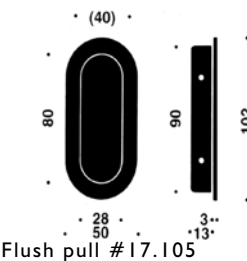
17.111 length x width x depth
175 x 175 x 19 mm flush pull on plate



Flush Pull # 17.420; 175 x 175 x 145 x 40 x 19 mm

FLUSH PULLS, OVAL

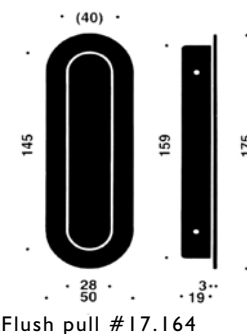
15.105 length x width x depth
50 x 102 x 13 mm flush pull



Flush pull # 17.105;
50 x 102 x 13 mm

FLUSH PULLS, OVAL

15.164 length x width x depth
50 x 175 x 19 mm flush pull



Flush pull # 17.164
50 x 175 x 19

mm



Izerwaren
Order #

- Knobs made of solid brass.
- Specify finish
- Specify cabinet door thickness
- Turning type knobs for cabinets work with specially adapted rim locks and latches:
- Espagnolette locks page 2-2-2 & 2-2-3
- Rim locks 25/30/40 mm back set page 2-2-1
- Rim locks 25/30 mm back set page 2-1

35.218 **Turn Piece with oval rose**
Knob 40 x 23 mm; Rose 52 x 39 mm
Solid brass; with 7 mm spindle

35.229 **Turn Piece with oval rose**
Knob 31 x 20 mm; Rose 47 x 33 mm
Solid brass; with 7 mm spindle

35.208 **Turn Piece with round rose**
Knob 40 x 23 mm; Rose 36 mm
Solid brass; 7 mm spindle

35.209 **Turn Piece with round rose**
Knob 31 x 20 mm; Rose 32 mm
Solid brass; 7 mm spindle

35.238 **Turn Piece only**
Knob 40 x 23 mm;
Solid brass; 7 mm spindle

35.239 **Turn Piece only**
Knob 31 x 20 mm;
Solid brass; 7 mm spindle

12.P06 **Turn Piece with oval rose**
Knob 50 x 20 mm; rose 54 x 23 mm
Solid brass; 7 mm spindle

35.K18 **Key rose, oval**
Key rose 47 x 33 mm hole:15 mm
Solid brass

35.118 **Oval Rose**
52 x 39 mm; Solid brass;

35.119 **Oval Rose**
47 x 33 mm; Solid brass;

35.108 **Round Rose**
36 mm diameter; Solid brass;

35.108 **Round Rose**
32 mm diameter; Solid brass;

35.109 **Pearled Rose**
45 mm diameter; Solid brass;

35.P08 **Fine pearled Rose**
32 mm diameter; Solid brass;

35.P09 **Fine pearled Rose**
32 mm diameter; Solid brass;

35.P01 **We match turning piece with any slam action mechanism.**

Specify use when ordering.


Mechanisms with different backset available depending on style with of cabinet door frame.



35.A18 #35.A18
Full size Door knob 63 x 38 mm. Stand off: 68 mm
Door knob available with roses or escutcheon



#35.118
Rose, oval 52 x 39 mm



#35.119
Rose, oval 47 x 33 mm



#35.108
Round rose 36 mm



#35.109
Round rose 32mm



#35.P08
Pearled rose 45 mm



#35.P09
Fine pearled rose 43 mm



#35.P01
Fine pearled rose 32 mm



#35.238
Knob, 40 x 23 mm;
With 7x7 mm spindle
turning execution



#35.218
Knob 40 x 23 mm; Rose 52 x 39 mm



#35.229
Knob 31 x 20 mm; Rose 47 x 33 mm



#35.208
Knob 40 x 23 mm; Rose 36 mm



#35.209
Knob 31 x 20 mm; Rose 32 mm



#35.238
Knob, pull execution 40 x 23 mm



#25.239
Knob, pull execution 31 x 20 mm



#12.P06
Oval knob with oval rose
Knob 50 x 20 mm; rose 54 x 23 mm



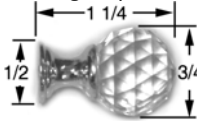
#35.K18
Key rose 47 x 33 mm hole:15 mm



Izerwaren
Order #

- Base made of solid brass.
- Finish 24 carat gold
- Specify cabinet door thickness

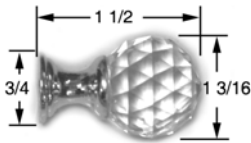
11.C20 **Crystal pull knob**
Knob 20 mm diameter; Base 13 mm diameter
Solid brass; M4 mounting screw
24 carat gold plated



#11.C20

20 mm diameter Swarofski Crystal knob; Base 13 mm


11.C30 **Crystal pull knob**
Knob 30 mm diameter; Base 19 mm diameter
Solid brass; M4 mounting screw
24 carat gold plated



#11.C30

30 mm diameter Swarofski Crystal knob; Base 19 mm

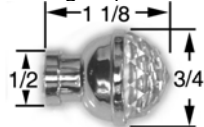
11.C40 **Crystal pull knob**
Knob 40 mm diameter; Base 24 mm diameter
Solid brass; M4 mounting screw
24 carat gold plated



#11.C40

40 mm diameter Swarofski Crystal knob; Base 24 mm

11.C21 **Crystal pull knob**
Knob 20 mm diameter; Base 12 mm diameter
Solid brass; M4 mounting screw
24 carat gold plated



#11.C21

20 mm diameter Swarofski Crystal knob; Base 12 mm


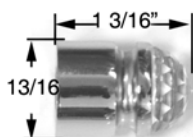
11.C31 **Crystal pull knob**
Knob 30 mm diameter; Base 13 mm diameter
Solid brass; M4 mounting screw
24 carat gold plated



#11.C31

30 mm diameter Swarofski Crystal knob; Base 13 mm

11.C22 **Crystal pull knob**
Knob 20 mm diameter; Base 22 mm diameter
Solid brass; M4 mounting screw
24 carat gold plated



#11.C22

22 mm diameter x 30 mm Swarofski Crystal knob;

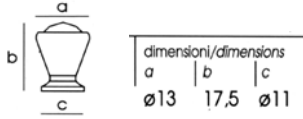




Izerwaren
Order #

- Base made of solid brass.
- Finish 24 carat gold
- Specify cabinet door thickness

C6523 Crystal pull knob
 Knob 13 mm diameter; Base 11 mm diameter
 Solid brass; M4 mounting screw
 24 carat gold plated

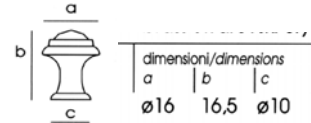


C6523



#C6523 on 1/2 inch diameter / 12.7 mm rod
13 mm diameter Swarofski Crystal knob; Base 11.2 mm

C6525 Crystal pull knob
 Knob 16 mm diameter; Base 10 mm diameter
 Solid brass; M4 mounting screw
 24 carat gold plated

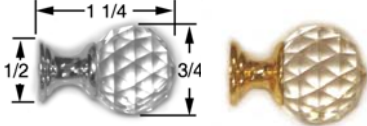


C6525



#C6525 - 16 mm diameter Swarofski Crystal knob; Base 10.7 mm

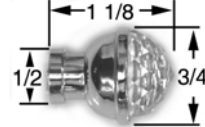
11.C20 Crystal pull knob
 Knob 20 mm diameter; Base 13 mm diameter
 Solid brass; M4 mounting screw
 24 carat gold plated



11.C20



11.C21 Crystal pull knob
 Knob 20 mm diameter; Base 12 mm diameter
 Solid brass; M4 mounting screw
 24 carat gold plated




11.C21



#11.C20 - 20 mm diameter Swarofski Crystal knob; Base 13.2 mm

11.C31 Crystal pull knob
 Knob 30 mm diameter; Base 13 mm diameter
 Solid brass; M4 mounting screw
 24 carat gold plated

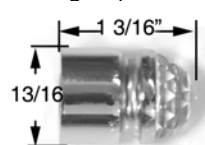


11.C31



#11.C21 - 20 mm diameter Swarofski Crystal knob; Base 12.3 mm

11.C22 Crystal pull knob
 Knob 20 mm diameter; Base 22 mm diameter
 Solid brass; M6 mounting screw
 24 carat gold plated



11.C22



#11.C22 - 22 mm diameter x 30 mm Swarofski Crystal knob Base 22 mm